




METALLI
PERFORATIONS

ASH


◇ SQUARE

◇ INLINE


◇ SCALE 1:1




M12-14
Page 3




M12-16
Page 4



M12-20
Page 5




M16-26
Page 6




M35-45
Page 7

Ash M12-14




Pattern Code	Hole Size	% Open Area
Ash M12-14	12mm	51%

Ash M12-16




Pattern Code	Hole Size	% Open Area
Ash M12-16	12mm	56%

Ash M12-20




Pattern Code	Hole Size	% Open Area
Ash M12-20	12mm	36%

Ash M16-26




Pattern Code	Hole Size	% Open Area
Ash M16-26	16mm	38%

Ash M35-45



Pattern Code	Hole Size	% Open Area
Ash M35-45	35mm	60%



METALLI

P E R F O R M A T I O N S



0800 73 73 20



www.metalli.co.nz



info@metalli.co.nz